

MEB-3900 Series

Computer-controlled, Eyelet Buttonholing Sewing System
(for jeans and cotton pants)

DIGITAL SEWING SYSTEM

The machine is a newly developed highly-durable eyelet buttonholing Sewing System for jeans/cotton pants.

VIET LE CO., LTD.
Sewing & Textile machines and Parts

HOTLINE: 0982 085 899



Registered Organization : JUKI CORPORATION Head Office
The Scope of the Registration : The activities of research, development, design, sales, distribution, and maintenance services of industrial sewing machines, household sewing machines and industrial robots, etc., including sales and maintenance services of data entry systems.

JUKI
JUKI CORPORATION
SEWING MACHINERY & SYSTEMS BUSINESS UNIT

2-11-1, TSURUMAKI, TAMA-SHI,
TOKYO 206-8551, JAPAN
PHONE : (81) 42-357-2370
FAX : (81) 42-357-2274
<http://www.juki.com>

* Specifications and appearance are subject to change without prior notice for improvement.
* Read the instruction manual before putting the machine into service to ensure safety.
* This catalogue prints with environment-friendly soyink on recycle paper.

MEB-3900 Series

Increased productivity

Machine time is substantially reduced

The MEB-3900 reduces the machine time due to its maximum sewing speed of 2,500 sti/min and its speed-up cloth cutting knife, thereby demonstrating increased productivity. Then newly adopted direct-driven main shaft by means of a compact AC servomotor not only achieves enhanced responsiveness, but also achieves both reduced noise and reduced vibration. In addition, the machine has adopted an air-driven cloth cutting knife which promises excellent responsiveness and operates faster than the conventional knife.



MEB-3900J / E02 (Kit for half sunken)

Reliable overall thread-trimming and needle thread-trimming mechanism

Two different thread trimmers are prepared. One of them can be selected according to the customer's needs. The overall thread trimmer has been putting importance on productivity. It promises thread trimming without fail and trims the thread in a short time. The operator is no longer required to carry out fine adjustments of the thread trimmer when changing the sewing length. A sewing machine with a needle thread trimmer (Needle thread trimming type) has been the MEB Series in response to customer needs.



Longer thread type
<MEB-3900JS/CS>

Direct-drive motor is adopted

The machine has adopted a direct-drive method that connects a compact AC servomotor directly to the main shaft. The quick startup and increased stopping accuracy obtained as a result guarantees outstanding responsiveness. In addition, the direct-drive motor does not use a V-belt to reduce power consumption.



Quality improvement

An active tension mechanism that electronically controls the needle thread tensions

Needle thread tensions can be digitally established on the operation panel according to sewing conditions. Data can be registered on a pattern-by-pattern basis to easily reproduce the same sewing conditions.


Using conventional machines, it's often quite difficult to reproduce the same sewing conditions. This machine does it with ease. With this capability, the MEB-3900 responds immediately to material changes, significantly reducing the time required for setup changes or adjustments. The machine also ensures the consistent production of high-quality seams.



Needle thread tension can be separately established for various sections of a buttonhole such as eyelet sections and parallel sections

The machine promises high-quality seams by smoothly responding to changes in stitch formation and allowing the operator to set a separate thread tension for the bartacking sections of buttonholes.

Thread tensions for the beginning and end of sewing can also be separately established. This helps prevent loose stitches or slip-off or raveling of thread at the beginning of sewing.



Thread tension

Threading work can be more easily

Since fewer parts need to be threaded, the machine can be threaded more quickly and easily than conventional buttonholing machines.

Management of sewing performance and sewing machine utilization of IoT (Internet of Things)

New

Management, browsing and editing of data can be carried out on the application software

Data on sewing machine adjustments made according to the product to be sewn can be transferred to a commercially-available Android tablet in contactless mode. This enables quick check for uniform settings as well as confirmation of conditions of sewing machines in a sewing line, thereby facilitating setup changes. The operation panel is also provided as standard with a USB port. Data management and software update can be carried out with ease using a USB thumb drive.



Data items of sewing can be numerically managed to ensure "stable quality" and "reduction in time required for setup changes". Quantified sewing data can be externally taken from the sewing machine using an Android tablet or USB thumb drive.

※Android OS Version 6.0 is recommended to use JUKI Smart APP.
(Operation is confirmed with respect to Versions 5.0 and later.)
Contact JUKI distributor in your area for how to use the application software.



The sewing machine can be paired with equipment which supports NFC (Near Field Communication) only by holding the equipment over the sewing machine.

Various data can be obtained by using the Smart APP.

The data obtained by the APP are reflected in the graph.



Thanks to the computer control, many different eyelet shapes and straight buttonhole shapes can be selected or established on the operation panel.

The machine is provided as standard with 12 different stitching shape patterns. As many as 87 different patterns can be stored in memory and selected.

Eyelet patterns				
Buttonhole without a bartack	Buttonhole with a taper bar	Buttonhole with a straight bartack	Buttonhole with a round bartack	Radial stitch

* Registered in standard patterns (J, C type)


VIET LE CO., LTD.
Sewing & Textile machines and Parts

HOTLINE: 0982 083 899

Improved workability and operability

Corresponds to that efficiently sews longitudinal buttonholes

- The machine head has a wider space under the work clamps to permit easy placement of a sewing product, thereby improving workability.
- The semi-sunken machine head promises easy placement and smooth handling of sewing products. Pistol pocket sewing of finished product became easier.
- The amount of material opened can be easily adjusted using the screw mounted outside the machine head.



A Bottom cover stay are included in E02 (Kit for half sunken)

Improved viewability around the needle entry

Projection of the arm frame of the machine head has been reduced. In addition, the cloth cutting knife is located closer to the operator side as compared with the conventional model. Viewability, when placing the material on the sewing machine, is improved, thereby contributing to improved workability. In addition, the thread clamp mechanism of the needle thread clamp (optional) has been improved for better viewability.



Photo: Provided with the needle thread clamp (optional)

Adjustment of Cloth Cutting knife

When the blade of the cloth cutting knife wears, it can be adjusted by changing the height of the spacer.



Latch type bottom cover

A latch type bottom cover is adopted. Daily maintenance (threading, adjustment of the looper thread, cleaning, etc.) can be carried out without raising the machine head.



The machine is provided as standard with an LED light

An LED light is provided as standard on the underside of the jaw of the machine head. The area around the needle entry is thus brightened to improve workability. The brightness of LED can be adjusted to 20 levels.



Excellent maintainability

- The computer controlled design eliminates most of the complicated mechanisms. This dramatically improves maintainability.
- The machine head is supported by a gas-spring that makes it easy to raise for smoother cleaning and threading. The tilted up machine head can safely take down thanks to the mechanical lock.



Improvements of working environment.

- Adoption of a direct-driven main shaft and a revamping of the curve sections of the thread take-up cam and looper cam contribute to remarkably reduced vibration and noise.
- The machine automatically reclaims cloth chips after cloth cutting action to keep the working environment cleaner.



No cloth-chips drop under the bed.

VIET LE CO., LTD.
Sewing & Textile machines and Parts

HOTLINE: 0982 085 899

Options

MEB-3900□□□□A1, provided with needle thread clamp device

- The needle thread clamp device eliminates the thread securing procedure by tucking the needle thread in the finished seams.
- [Part No.32024481]
The needle thread clamp device retains the needle thread to ensure neat seam formation from the very first stitch.
*The needle thread clamp device can be retrofitted to the



Needle thread clamp device

2-pedal switch

[Part No.40033831(Pedal switch, asm.)]
The work clamp can be lifted/lowered and the machine can be started using the pedal switch.
* To use the 2-pedal unit, pedal switch cable asm. (Part No.40114433) is required.

Sub table asm (for sunken head setup)
[Part No.40115994]

The table top specification can be used as a half sunken type.

LIST OF THE REPLACEMENT GAUGES

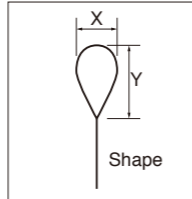
[⊙: Provided as standard No symbol: Optional
△: Accessory - : Installation is invalid]

Part name	Part No.	Application				Overedging width	Needle size
		J00	J01	C00	C01		
A00 (for narrow stitch bite)	40115403	-	-	-	-	2.0~3.2mm	Nm90~Nm110
B00 (for wide stitch bite)	40115405	⊙	-	⊙	-	2.0~4.0mm	Nm90~Nm110
A01 (for narrow stitch bite)	40115404	-	-	-	-	2.0~3.2mm	Nm90~Nm110
B01 (for wide stitch bite)	40115406	-	⊙	-	⊙	2.0~4.0mm	Nm90~Nm110

Work clamp (for eyelet buttonhole)											
Part name	Part No.	Application				Part name	Part No.	Application			
		J00	J01	C00	C01			J00	J01	C00	C01
Work clamp (left) 22mm	14059802					Edging work clamp (left) 34mm	40115241		⊙		
Work clamp (right) 22mm	14059703					Edging work clamp (right) 34mm	40115240		⊙		
Work clamp (left) 32mm	14059604					Edging work clamp (left) 38mm	40115239	⊙	-		-
Work clamp (right) 32mm	14059605					Edging work clamp (right) 38mm	40115238	⊙	-		-
Edging work clamp (left) 22mm	40039844					Compensating work clamp (left) 34mm	40115325				⊙
Edging work clamp (right) 22mm	40039843					Compensating work clamp (right) 34mm	40115324				⊙
Edging work clamp (left) 32mm	40035239					Compensating work clamp (left) 38mm	40115309		-	⊙	-
Edging work clamp (right) 32mm	40035238					Compensating work clamp (right) 38mm	40115316		-	⊙	-

Cloth cutting knife (for eyelet buttonhole)							
Part No.	Pattern (mm)		Max. cutting length (mm)	Application			
	X	Y		J00	J01	C00	C01
40115664	2.8	4.3	28	⊙	⊙	⊙	⊙
40115665	2.8	4.3	38				
32063604 *1	2.9	4.4	24				
32063703 *1	2.9	4.4	32				
32063802 *1	2.1	3.2	38				
32063901 *1	2.1	3.2	24				
32064008 *1	2.1	3.2	32				
32064107 *1	3.2	5.4	38				
32064206 *1	3.2	5.4	24				
32064305 *1	3.2	5.4	32				
32066904 *1	2.7	5.1	38				

Cloth cutting knife (for straight buttonhole)							
Part No.	Pattern (mm)		Max. cutting length (mm)	Application			
	X	Y		J00	J01	C00	C01
14041404 *1	0	0	38				
32065302 *1	0	0	24				
32065401 *1	0	0	32				



Knife guard (for eyelet buttonhole)				
Size (mm)	Part No.	Application		
		J00	J01	C00 C01
38	40115670			
26	40115669	△	△	
22	40115668			△ △
20	40115667	⊙	⊙	
16	40115666			⊙ ⊙
38	32067209 *2			
36	32067308 *2			
34	32067407 *2			
32	32067506 *2			
30	32067605 *2			
28	32067704 *2			
26	32067803 *2			
24	32067902 *2			
22	32068009 *2			
20	32068108 *2			
18	32068207 *2			
16	32068306 *2			
14	32068405 *2			
12	32068504 *2			
10	32068603 *2			

Knife guard (for straight buttonhole)				
Size (mm)	Part No.	Application		
		J00	J01	C00 C01
38	14042501 *2			
36	32064404 *2			
34	32064503 *2			
32	14042600 *2			
30	32064602 *2			
28	32064701 *2			
26	14042808 *2			
24	32064800 *2			
22	14042907 *2			
20	32064909 *2			
18	32065005 *2			
16	14043109 *2			
14	32065104 *2			
12	32065203 *2			
10	14043301 *2			

Radial stitch eyelet					
Part name	Part No.	Pcs.	Application		
			J00	J01	C00 C01
Work clamp foot (Radial stitch eyelet)	40054778	2			
Presser holding plate Left (Radial stitch eyelet)	40054779	1			
Presser holding plate Right (Radial stitch eyelet)	40054780	1			
Knife Suppor D17	40054781	1			
Cloth cutting knife(φ4)*3	40054782	1			
Cloth cutting knife(φ2)	40017692	1			
Cloth cutting knife(φ3)	40017693	1			
Cloth cutting knife(φ5)	40056566	1			

*1 The cloth cutting knife for the conventional MEB-3200 can be installed on the MEB-3900 by using a spacer (optional). The part number of the spacer is 40115728.
*2 The knife guard for the conventional MEB-3200 can be installed on the MEB-3900 by using a spacer (optional). The part number of the spacer is 40115639.
*3 We recommended Cloth cutting knife(φ4) for standard pattern.

SPECIFICATIONS

Model name	MEB-3900J	MEB-3900C
Application	Jeans	Cotton pants and working wear
Stitching shape patterns	<p>The machine is provided as standard with 12 different stitching shape patterns of eyelet buttonhole. As many as 87 different patterns can be stored in memory and selected.</p>	
Stitch system	1-needle, double chainstitch (with gimp)	
Sewing speed	400~2,500sti/min	
Stitch length	10~38mm (Needle thread trimming type) 10~34mm (Overall thread trimming type)	
Needle throwing width	Mechanical adjustment of the needle throwing width : 2.0~4.0mm Compensation of the needle throwing width (by driven feeding table) : 1.5~5.0mm	
Taper bar length	3~15mm	
Work clamp height	13mm	
Method for changing stitch shape	By selecting a program	
Buttonhole cutting method	By cut-before knife or cut-after or without buttonhole cutting	
Cloth cutting knife drive system	Pneumatic	
Needle (at the time of delivery)	D0x558 Nm90~Nm120 (Nm110)	
Lubricating oil	JUKI MACHINE OIL No.18 (equivalent to ISO VG18)	
Compressed air	Main regulator : 0.5 MPa Hammer pressure regulator : 0.35 MPa (standard), 0.4 MPa (Max)	
Air consumption	49.5 l/min (11.6 cycle/min)	
Power requirement and power consumption	Single-/3-phase 200-240V, 250VA	
Weight	Machine head : 110Kg, Operation panel : 0.3Kg, Control Box : 5Kg	
Dimensions	Machine head : 382mm (W) x 656mm (D) x 584mm (H) Completed-product : 1,050mm (W) x 700mm (D) x 1,248mm (H) (thread stand is not included)	

*sti/min stands for "Stitches per Minute."

VIET LE CO., LTD.
Sewing & Textile machines and Parts

WHEN YOU PLACE ORDERS

Please note when placing orders, that the model name should be written as follows:

Application	Code
Jeans	J
Cotton pants and working wear	C

MEB3900 [] [] [] [] [] []

Thread trimming style	Code
Needle thread trimming type	00
Overall thread trimming type	01

Table stand	Code
On the table	A
Half sunken	S

Options	Code
Not provided	ZZ
Needle thread clamp device	A1

* If select S, also need E02. table should be select JTE02.

Control box

MC622N [] [] [] [] [] []

Power supply		Code
3-phase	200~240V (for General Export)	E
	200~240V (for General Export)	K
Single-phase	200~240V (for CE) (not provided with power switch)	N
	200~240V (for China)	U

Table stand

JT [] [] [] [] [] []

Table		Code
Top mount		E01
Half sunken		E02

Other device

Kit for half sunken (Bottom cover stay etc.)

E02

● To order, please contact your nearest JUKI distributor.

JUKI ECO PRODUCTS	MEB-3900 is an eco-friendly product which complies with JUKI ECO PRODUCTS standards for protecting the environment.
	<p>● The sewing machine complies with the "Juki Group Green Procurement Guidelines" on the use of hazardous substances, which is stricter than other restrictions, such as those of the RoHS Directive.</p> <p>For details of JUKI ECO PRODUCTS, refer to: http://www.juki.co.jp/eco_e/index.html</p> <p><small>*The RoHS Directive is an EU Directive limiting the use of 6 hazardous substances (lead, hexavalent chromium, mercury, cadmium, PBB and PBDE) in electrical and electronic equipment. The Juki Green Procurement Guideline is the voluntarily established criteria to eliminate not only the aforementioned six substances, but also other ones which also adversely affect the environment.</small></p>